	CROP.36003 Commitment, De-commitment, Self-Scheduling, and Self-Dispatch	
© 2019	Approved By: Director, Operations	Effective Date: 05/13/2019
Rev # 20	Procedure Owner: Manager, Control Room Operations	Valid Through: 05/13/2021

Table of Contents

Section 1: Issue/Confirm Start Up Orders	3
Section 2: Respond to a request from a DE to Self-Schedule a generator or increase the Eco Min	5
Section 3: Respond to a request from a DE to Self-Dispatch a generator that is off line	11
Section 4: Respond to a request from a DE to Self-Dispatch a generator that is on line	15
Section 5: Respond to a request from a DE to Self-Dispatch an ESD	19
Section 6: Respond to a DEs notification of Return to Service post tripping off line	21
Section 7: Respond to a request from a DE for a DARD Pump Self-Schedule	23
Section 8: Respond to a request to de-commit	25
Section 9: Commit for reliability	29
Section 10: Commit for capacity	30
Section 11: LCC Requests that a Fast Start be brought on line for local area reliability	32
Section 12: Fast Start resource on line for reliability (SCR, VSU, RMR) is no longer required	34
Section 13: Determine if a non-Fast Start generator start up can be cancelled	35
Section 14: Determine if a non-Fast Start generator can be shut down	37

References

1. ISO New England Tariff Section III - Market Rule 1

Procedure Background

ISO New England Manual for Market Operations Manual M-11:

If a Market Participant has procured gas for a gas-fired generator that is ordered to come on line after the close of the Day-Ahead Energy Market, the start up will **NOT** be cancelled unless there is a reliability concern that needs to be addressed. When a gas-fired generating Resource is given an hourly commitment schedule in the Reserve Adequacy Analysis, the ISO will honor the hourly commitment schedule at the Resource’s Economic Minimum Limit for the Commitment Period, unless there is a reliability concern that needs to be addressed.

A Self-Schedule (SS), by definition, is a commitment of a generator at its Eco Min.

- ◆ The ESD_{gen} Eco Min and the ESD_{DARD} Min Cons limit are both required to be set to zero MW since an ESD must be able to be dispatched anywhere between its Max Cons limit and Eco Max limit.
- ◆ If it is **NOT** at its Eco Min, because of ramping, then a SS flag is **NOT** required (similar to when a generator is shutting down)

© 2019	Approved By: Director, Operations	Effective Date: 05/13/2019
Rev # 20	Procedure Owner: Manager, Control Room Operations	Valid Through: 05/13/2021

- ◆ If the generator is non-dispatchable, testing, or auditing the Eco Min can vary so that is why the SS flag is set in those cases as soon as an output breaker is closed.
- ◆ DRRs cannot Self-Schedule.

Guidance for when a Self-Schedule flag is required to be applied:

- ◆ ESD must have its self-schedule flag set whenever it is available (i.e., any UCM other than UCM1)
- ◆ With the exception of a case where ISO requires the generator to be on line, if a generator is returning to service POST tripping offline all hours will be Self-Scheduled from the point of breaker closure
- ◆ If a generator WITHOUT any existing commitments requests to Self-Schedule a block of future hours:
 - Dispatchable generators: all hours will be flagged as SS beginning with the hour the generator is expected to release for dispatch
 - Non-Dispatchable generators: all hours from the start of ramp (bkr close) would be flagged as SS
- ◆ If a generator WITH an existing commitment requests to Self-Schedule a block of early start hours:
 - Dispatchable generators: SS flag is **NOT** required up to 4 hours; otherwise all additional hours that the generator will be released for dispatch will be flagged as SS
 - Non-Dispatchable generators: all additional hours from the start of ramp would be flagged as SS
- ◆ If a generator WITH an existing commitment releases for dispatch earlier than scheduled (up to 4 hours), then a SS flag is **NOT** required. If the unit is committed for reliability and can release for dispatch at a time that is greater than 4 hours prior to the expected release time, notify the Operations Shift Supervisor to determine if the SS flag should be applied.

Implicit Commitments are created by an automatic process to all on line resources that are currently operating without a commitment decision (CD). The process begins five minutes after the hour and runs periodically throughout the hour. Under normal conditions, Real-Time Commitments are explicit instructions to resources needed for first contingency coverage, second contingency coverage or capacity. The Implicit Commitment process allows resources that previously would have been ineligible for uplift such as Self-Scheduled resources to become eligible. The expectation for the operator is to perform an hourly review, using available information, to ensure that on line resources have a commitment, Day Ahead or Real-Time. The SCRA "Startup/Shutdown" list, RTUC "Upcoming Events" list, and the SS flag indication & DA flag indication in EMS provides the necessary information to prevent improper implicit commitment decisions. Resources without a commitment should be released for shut down or they should have their SS extended once agreed to by the DE. In addition, the TSO will run a report 15 minutes after the hour to identify any on line resources that do **NOT** have a commitment decision at the time the report is run. This report will be provided to the Operations Shift Supervisor who will work with the Loader Operator to determine if the resource needs to be shut down or have a SS applied.

Common Procedure Information

- A. Any ISO-NE qualified Control Room Operator has the authority to take actions required to comply with NERC Reliability Standards. A qualified ISO-NE Control Room Operator has met the following requirements:
 1. Have and maintain a NERC certification at the RC level (per R.1 of PER-003-1)
 2. Applicable Requirements of PER-005-2
 3. Approved to cover a Control Room Operator shift position by the Manager, Control Room Operations
 4. Is proficient at the current qualified level.
- B. Real-Time operation is defined as the current hour and the current hour plus one.
- C. Future hours are those beyond Real-Time operation.
- D. All verbal communications with Local Control Centers (LCC), neighboring Reliability Coordinators/Balancing Authorities (RC/BA), Designated Entities (DE), Demand Designated Entities (DDE) and/or SCADA centers shall be made on recorded phone lines unless otherwise noted.
- E. Use the Basic Protocol for All Operational Communications as defined in M/LCC 13
 1. Use 'ISO New England' or 'New England'. Refrain from using 'ISO'.
 2. Use Asset ID's when communicating with DE/DDEs.
- F. Primary responsibilities are stated for each step within the procedure, but any ISO Control Room Operator qualified at that position or higher can perform the step.
- G. The use of ensure within this document means that a verification has been performed and if the item is not correct, corrective actions will be performed.

© 2019	Approved By: Director, Operations	Effective Date: 05/13/2019
Rev # 20	Procedure Owner: Manager, Control Room Operations	Valid Through: 05/13/2021

Procedure

Condition(s) to perform this section:

- SCRA/COP hard copy is received and the DE/DDE has NOT been contacted about resource start up.

Section 1 Issue/Confirm Start Up Orders

Step 1.1 Primary Responsibility: Senior System Operator

Identify all resources that will be starting up for the operating day.

Step 1.2 Primary Responsibility: Senior System Operator

Determine the breaker closure/start up and release for dispatch times for the applicable resources.

Instructions

The following information is used: "Notification Times" and "Startup Times" offer for the hour the commitment starts.

Step 1.3 Primary Responsibility: Senior System Operator

Contact the DE/DDE for each resource and confirm / verify the required information

Standard(s) for completion:

- The Asset ID is used.

Instructions

For generators with a day ahead award:

- Confirm the breaker closure time
- Confirm the release for dispatch time

For supplemental generator commitments provide:

- Start up order
- Breaker closure time
- Release for dispatch time

For DRRs with a day ahead award:

- Confirm the startup time (time at which reducing load will start)
- Confirm the release for dispatch time

For supplemental DDR commitments provide:

- Start up Order
- Startup time (time at which reducing load will start)
- Release for dispatch time

Step 1.4 Primary Responsibility: Senior System Operator

Condition(s) to perform this step:

- If start times deviate from SCRA/COP.

Notify the Control Room Operators, Operation Shift Supervisor, and Forecaster of times that deviate from the SCRA/COP.



CROP.36003 Commitment, De-commitment, Self-Scheduling, and Self-Dispatch

© 2019	Approved By: Director, Operations	Effective Date: 05/13/2019
Rev # 20	Procedure Owner: Manager, Control Room Operations	Valid Through: 05/13/2021

Step 1.5 Primary Responsibility: Senior System Operator

Condition(s) to perform this step:

- **If start times deviate from SCRA/COP.**

Modify the ramp schedules in RTUC with the modified times using CROP.35005 Dispatch with RTUC and UDS.

© 2019	Approved By: Director, Operations	Effective Date: 05/13/2019
Rev # 20	Procedure Owner: Manager, Control Room Operations	Valid Through: 05/13/2021

Condition(s) to perform this section:

- DE requests to Self-Schedule an off line generator; Or
- DE requests to extend an existing Self-Schedule; Or
- DE requests to Self-Schedule past its Day Ahead commitment; Or
- DE requests to increase the Eco Min of a generator.

Section 2 Respond to a request from a DE to Self-Schedule a generator or increase the Eco Min

Notes

A Self-Schedule is an action by a Market Participant in committing or scheduling a generator asset to provide energy in an hour at its Economic Minimum Limit.

The System Operators should evaluate and respond to the DE's request within 30 minutes or as soon as feasible if an event occurs.

ESDs are required to have their Eco Min limit set to zero.

Step 2.1 Primary Responsibility: Generation Operator

Condition(s) to perform this step:

- If the reason, duration, or MW amount was NOT initially provided by the DE.

Determine the reason, duration, and MW amount for the Self-Schedule or increased Eco Min request.

Standard(s) for completion:

- The Asset ID is used.

Step 2.2 Primary Responsibility: Generation Operator

Review the generators parameters and system conditions to determine the actions required.

Instructions

If:

- ◆ No reliability concerns exist either for a local area or system wide; And
 - Is a Fast Start; Or
 - Is a non-Fast Start with an Eco Max < 50 MW; Or
 - Requested to increase Eco Min < 50 MW.

Go to [Step 2.3](#) and perform the outlined actions.

If:

- A reliability concern exists for a local area or system wide; Or
- Is NOT a Fast Start and has an Eco Max ≥ 50 MW; Or
- Requested to increase Eco Min ≥ 50 MW.

Go to [Step 2.4](#) and perform the outlined actions

Step 2.3 Primary Responsibility: Generation Operator

Condition(s) to perform this step:

- Generator requesting to Self-Schedule is a Fast Start and no reliability concerns exist either for a local area or system wide; Or
- Generator requesting to Self-Schedule is a non-Fast Start with an Eco Max of < 50 MW and no reliability concerns exist either for a local area or system wide; Or
- Generator is requesting to increase Eco Min by < 50 MW and no reliability concerns exist either for a local area or system wide.

Determine if the Self-Schedule or Eco Min increase will be approved or denied.

© 2019	Approved By: Director, Operations	Effective Date: 05/13/2019
Rev # 20	Procedure Owner: Manager, Control Room Operations	Valid Through: 05/13/2021

Step 2.3.1 Primary Responsibility: Generation Operator

Notify the Loader Operator, Senior System Operator, and Forecaster of the decision.

Instructions

Provide the reason, duration, and MW value when making notifications.

Step 2.3.2 Primary Responsibility: Generation Operator

Notify the DE of the approval or denial of the Self-Schedule or increased Eco Min request.

Standard(s) for completion:

- The Asset ID is used.

Instructions

If approved, confirm the request.

If denied, provide a reason.

Step 2.3.3 Primary Responsibility: Generation Operator

Determine if a SS flag is required

Instructions

Guidance for when a Self-Schedule flag is required to be applied:

- ◆ If a generator is returning to service POST tripping offline, and the ISO does NOT require the generator to be online, all hours will be Self-Scheduled from the point of breaker closure
- ◆ If a generator WITHOUT any existing commitments requests to Self-Schedule a block of future hours:
 - Dispatchable generators: all hours will be flagged as SS beginning with the hour the generator is expected to release for dispatch
 - Non-Dispatchable generators: all hours from the start of ramp (bkr close) would be flagged as SS
- ◆ If a generator WITH an existing commitment requests to Self-Schedule a block of early start hours:
 - Dispatchable generators: SS flag is **NOT** required up to 4 hours; otherwise all additional hours that the generator will be released for dispatch will be flagged as SS
 - Non-Dispatchable generators: all additional hours from the start of ramp would be flagged as SS
- ◆ If a generator WITH an existing commitment releases for dispatch earlier than scheduled (up to 4 hours), then a SS flag is NOT required. If the generator is committed for reliability and can release for dispatch at a time that is greater than 4 hours prior to the expected release time, notify the Operations Shift Supervisor to determine if the SS flag should be applied.
- ◆ If the request was for Owner Testing the SS flag is applied for the duration of the Owner Testing time period.
- ◆ If an energy storage device is available (i.e., any UCM other than UCM 1), then its self-schedule flag must be set

Step 2.3.4 Primary Responsibility: Generation Operator

Condition(s) to perform this step:

- Request to increase Eco Min was approved and a Self-Schedule IS NOT required.

Perform Eco Min redeclaration.

Step 2.3.5 Primary Responsibility: Generation Operator

Condition(s) to perform this step:

- Request to Self-Schedule was approved.

Set the SS flag for the requested hours

© 2019	Approved By: Director, Operations	Effective Date: 05/13/2019
Rev # 20	Procedure Owner: Manager, Control Room Operations	Valid Through: 05/13/2021

Step 2.3.5.1 Primary Responsibility: Generation Operator

Condition(s) to perform this step:

- Request to Self-Schedule was to perform owner testing or auditing and the generator will NOT be dispatchable during the owner testing or auditing period; Or
- Request to Self-Schedule was for a non-dispatchable (UCM 3) generator.

Redeclare the Eco Max and Eco Min to the provided operation MW value.

Step 2.3.5.2 Primary Responsibility: Generation Operator

Condition(s) to perform this step:

- Request was to perform owner testing or auditing.

Select the Reason Code.

Instructions

Redeclarations of Eco Min for auditing or owner testing purposes MUST use the reason code "OT", which stands for "Owner Testing". This is required to ensure ISO Settlements processes the data correctly.

Step 2.3.6 Primary Responsibility: Generation Operator

Condition(s) to perform this step:

- The request is denied.

Log the denial

Instructions

For **denial** of a Self-Schedule request use log entry: > GENERATION > SELF SCHEDULE / SELF DISPATCH > Self Schedule Denied

Step 2.4 Primary Responsibility: Generation Operator

Condition(s) to perform this step:

- Generator requesting to Self-Schedule is NOT a Fast Start and has an Eco Max of ≥ 50 MW; Or
- Generator is requesting to increase Eco Min by ≥ 50 MW.

Notify the Security Operator, Senior System Operator, and Forecaster of the request.

Instructions

Provide the reason, duration, and MW value when making notifications.

Step 2.4.1 Primary Responsibility: Security Operator

Condition(s) to perform this step:

- A reliability concern exists

Perform a security assessment using Powerflow, ILC Powerflow and STCA.

Step 2.4.2 Primary Responsibility: Security Operator

Condition(s) to perform this step:

- A reliability concern exists for a local area

Contact the associated LCC Operator and determine if allowing the Self-Schedule or increased Eco Min will create a local reliability issue.

© 2019	Approved By: Director, Operations	Effective Date: 05/13/2019
Rev # 20	Procedure Owner: Manager, Control Room Operations	Valid Through: 05/13/2021

Step 2.4.3 Primary Responsibility: Security Operator

Condition(s) to perform this step:

- A reliability assessment was performed

Notify the Senior System Operator and Operations Shift Supervisor of the ISO-NE and LCC security assessment results identifying any issues created or worsened.

Step 2.4.4 Primary Responsibility: Senior System Operator

Determine if the change creates or worsens back down issues for Minimum Generation

Step 2.4.4.1 Primary Responsibility: Senior System Operator

Inform the Operations Shift Supervisor of back down issues created or worsened.

Step 2.4.5 Primary Responsibility: Operations Shift Supervisor

Determine if the Self-Schedule or increased Eco Min request will be approved or denied

Step 2.4.6 Primary Responsibility: Operations Shift Supervisor

Inform the Control Room Operators and Forecaster of the decision.

Step 2.4.7 Primary Responsibility: Generation Operator

Notify the DE of the approval or denial of the Self-Schedule or increased Eco Min request.

Standard(s) for completion:

- The Asset ID is used.

Instructions

- If approved, confirm the request.
- If denied, provide a reason.

Step 2.4.8 Primary Responsibility: Generation Operator

Determine if a SS flag is required

Instructions

Guidance for when a Self-Schedule flag is required to be applied:

- ◆ If a generator is returning to service POST tripping offline, and the ISO does NOT require the generator to be online, all hours will be Self-Scheduled from the point of breaker closure
- ◆ If a generator WITHOUT any existing commitments requests to Self-Schedule a block of future hours:
 - Dispatchable generators: all hours will be flagged as SS beginning with the hour the generator is expected to release for dispatch
 - Non-Dispatchable generators: all hours from the start of ramp (bkr close) would be flagged as SS
- ◆ If a generator WITH an existing commitment requests to Self-Schedule a block of early start hours:
 - Dispatchable generators: SS flag is **NOT** required up to 4 hours; otherwise all additional hours that the generator will be released for dispatch will be flagged as SS
 - Non-Dispatchable generators: all additional hours from the start of ramp would be flagged as SS
- ◆ If a generator WITH an existing commitment releases for dispatch earlier than scheduled (up to 4 hours), then a SS flag is NOT required. If the generator is committed for reliability and can release for dispatch at a time that is greater than 4 hours prior to the expected release time, notify the Operations Shift Supervisor to determine if the SS flag should be applied.
- ◆ If the request was for Owner Testing the SS flag is applied for the duration of the Owner Testing time period.
- ◆ If an energy storage device is available (i.e., any UCM other than UCM 1), then its self-schedule flag must be set

© 2019	Approved By: Director, Operations	Effective Date: 05/13/2019
Rev # 20	Procedure Owner: Manager, Control Room Operations	Valid Through: 05/13/2021

Step 2.4.9 Primary Responsibility: Generation Operator

Condition(s) to perform this step:

- Request to increase Eco Min was approved and a Self-Schedule IS NOT required.

Perform Eco Min redeclaration.

Step 2.4.10 Primary Responsibility: Generation Operator

Condition(s) to perform this step:

- Request to Self-Schedule was approved.

Set the SS flag for the requested hours

Instructions

Guidance for when a Self-Schedule flag is required to be applied:

- ◆ If a generator is returning to service POST tripping offline , and the ISO does NOT require the generator to be online, all hours will be Self-Scheduled from the point of breaker closure
- ◆ If a generator WITHOUT any existing commitments requests to self schedule a block of future hours:
 - Dispatchable generators: all hours will be flagged as SS beginning with the hour the generator is expected to release for dispatch
 - Non-Dispatchable generators: all hours from the start of ramp (bkr close) would be flagged as SS
- ◆ If a generator WITH an existing commitment requests to self schedule a block of early start hours:
 - Dispatchable generators: SS flag is **NOT** required up to 4 hours; otherwise all additional hours that the generator will be released for dispatch will be flagged as SS
 - Non-Dispatchable generators: all additional hours from the start of ramp would be flagged as SS

Notes

If the request was for Owner Testing the SS flag is applied for the duration of the Owner Testing time period.

Step 2.4.10.1 Primary Responsibility: Generation Operator

Condition(s) to perform this step:

- Request to Self-Schedule was to perform owner testing or auditing and the generator will NOT be dispatchable during the owner testing or auditing period; Or
- Request to Self-Schedule was for a non-dispatchable (UCM 3) generator.

Redeclare the Eco Max and Eco Min to the provided operation MW value.

Step 2.4.10.2 Primary Responsibility: Generation Operator

Condition(s) to perform this step:

- Request was to perform owner testing or auditing.

Select the Reason Code.

Instructions

Redeclarations of Eco Min for auditing or owner testing purposes MUST use the reason code "OT", which stands for "Owner Testing". This is required to ensure ISO Settlements processes the data correctly.

Step 2.4.11 Primary Responsibility: Generation Operator

Condition(s) to perform this step:

- The Self-Schedule request was accepted
- The LCC wasn't previously informed as part of a reliability assessment


Notify the applicable LCC

Step 2.4.12 Primary Responsibility: Generation Operator

Log the approval or denial

Instructions

- For **approval** of a Self-Schedule request use log entry: > GENERATION > SELF SCHEDULE / SELF DISPATCH > Self Schedule Commit
- For **denial** of a Self-Schedule request use log entry: > GENERATION > SELF SCHEDULE / SELF DISPATCH > Self Schedule Denied

	CROP.36003 Commitment, De-commitment, Self-Scheduling, and Self-Dispatch	
© 2019	Approved By: Director, Operations	Effective Date: 05/13/2019
Rev # 20	Procedure Owner: Manager, Control Room Operations	Valid Through: 05/13/2021

Condition(s) to perform this section:

- DE requests to Self-Dispatch an off line non-ESD generator for the current hour; Or
- DE requests to Self-Dispatch an off line non-ESD generator for the next hour.

Section 3 Respond to a request from a DE to Self-Dispatch a generator that is off line

Step 3.1 Primary Responsibility: Generation Operator

Determine if the SDMW request can be accepted.

Instructions

Self-Dispatch MW requests can only be done for hours in which the Intraday Reoffer window has closed. The Intraday Reoffer window closes at 30 minutes past each hour for the upcoming hour.

Example: At a time of 09:30 a Self-Dispatch request can only be made for HE10 and HE11.

Step 3.2 Primary Responsibility: Generation Operator

Condition(s) to perform this step:

- If the duration or MW amount was NOT initially provided by the DE.

Determine the duration and MW amount for the Self-Dispatch request.

Standard(s) for completion:

- The Asset ID is used.

Step 3.3 Primary Responsibility: Generation Operator

Review the generators parameters and system conditions to determine the actions required.

Instructions

If:

- ◆ No reliability concerns exist either for a local area or system wide; And
 - Is a Fast Start; Or
 - Is a non-Fast Start with an Eco Max < 50 MW.

Go to [Step 3.4](#) and perform the outlined actions.

If:

- Is not a Fast Start and has an Eco Max \geq 50 MW; Or
- A reliability concern exists for a local area or system wide.

Go to [Step 3.5](#) and perform the outlined actions

Step 3.4 Primary Responsibility: Generation Operator

Condition(s) to perform this step:

- Generator requesting to Self-Dispatch is a Fast Start and No transmission reliability concerns exist either for a local area or system wide; Or
- Generator requesting to Self-Dispatch is a non-Fast Start with an Eco Max < 50 MW No transmission reliability concerns exist either for a local area or system wide.

Determine if the Self-Dispatch request will be approved or denied.

Step 3.4.1 Primary Responsibility: Generation Operator

Inform the Loader Operator of the decision.

Step 3.4.2 Primary Responsibility: Generation Operator

Notify the DE of the approval or denial of the Self-Dispatch request.

Standard(s) for completion:

- The Asset ID is used.

Instructions

- If approved, confirm the request.
- If denied, provide a reason.

Step 3.4.3 Primary Responsibility: Generation Operator

Enter a Self-Dispatch MW amount.

Notes

Self-Dispatch MW requests can only be done for hours in which the Intraday Reoffer window has closed.

Step 3.4.4 Primary Responsibility: Generation Operator

Set the SS flag for the hours of the accepted Self-Dispatch request.

Step 3.4.5 Primary Responsibility: Generation Operator

Log the approval or denial

Instructions

For a Fast Start Self-Dispatch request:

- ◆ For approved SDMW use log entry: > GENERATION > SELF SCHEDULE / SELF DISPATCH > Self Dispatch Commit [E]
- ◆ For denial use log entry: > GENERATION > SELF SCHEDULE / SELF DISPATCH > Self Dispatch Denied

For a non-Fast Start < 50 MW Self-Dispatch request:

- ◆ For denial use log entry: > GENERATION > SELF SCHEDULE / SELF DISPATCH > Self Dispatch Denied

Step 3.5 Primary Responsibility: Generation Operator

Condition(s) to perform this step:

- Generator requesting to Self-Dispatch is NOT a Fast Start and has an Eco Max \geq 50 MW.

Notify the Security Operator, Senior System Operator, and Forecaster of the request.

Instructions

Provide the MW value when informing individuals.

Step 3.5.1 Primary Responsibility: Security Operator

Condition(s) to perform this step:

- A reliability concern exists

Perform a security assessment using Powerflow, ILC Powerflow and STCA.

Step 3.5.1.1 Primary Responsibility: Security Operator

Condition(s) to perform this step:

- A reliability concern exists for a local area

Contact the associated LCC Operator and determine if allowing the Self-Dispatch will create a local reliability issue.

Step 3.5.1.2 Primary Responsibility: Security Operator

Condition(s) to perform this step:

- A reliability assessment was performed

Notify the Senior System Operator and Operations Shift Supervisor of the ISO-NE and LCC security assessment results identifying any issues created or worsened.

Step 3.5.2 Primary Responsibility: Senior System Operator

Determine if the Self-Dispatch creates or worsens back down issues for Minimum Generation.

Step 3.5.2.1 Primary Responsibility: Senior System Operator

Inform the Operations Shift Supervisor of back down issues created or worsened.

Step 3.5.3 Primary Responsibility: Operations Shift Supervisor

Determine if the Self-Dispatch request will be approved or denied

Step 3.5.4 Primary Responsibility: Operations Shift Supervisor

Inform the Control Room Operators and Forecaster of the decision.

Step 3.5.5 Primary Responsibility: Generation Operator

Notify the DE of the approval or denial of the Self-Dispatch request.

Standard(s) for completion:

- The Asset ID is used.

Instructions

- If approved, confirm the request.
- If denied, provide a reason.

Step 3.5.6 Primary Responsibility: Generation Operator

Condition(s) to perform this step:

- The Self-Dispatch request was accepted

Enter a Self-Dispatch MW amount.

Notes

Self-Dispatch MW requests can only be done for hours in which the Intraday Reoffer window has closed.

Step 3.5.7 Primary Responsibility: Generation Operator

Condition(s) to perform this step:

- The Self-Dispatch request was accepted

Set the SS flag for the hours of the accepted Self-Dispatch request.

© 2019	Approved By: Director, Operations	Effective Date: 05/13/2019
Rev # 20	Procedure Owner: Manager, Control Room Operations	Valid Through: 05/13/2021

Step 3.5.8 Primary Responsibility: Generation Operator

Condition(s) to perform this step:

- The Self-Dispatch request was accepted
- The LCC wasn't previously informed as part of a reliability assessment

Notify the applicable LCC

Step 3.5.9 Primary Responsibility: Generation Operator

Log the approval or denial

Instructions

For a Self-Dispatch request:

- ◆ For approved SDMW use log entry: > GENERATION > SELF SCHEDULE / SELF DISPATCH > Self Dispatch Commit [E]
- ◆ For denial use log entry: > GENERATION > SELF SCHEDULE / SELF DISPATCH > Self Dispatch Denied

© 2019	Approved By: Director, Operations	Effective Date: 05/13/2019
Rev # 20	Procedure Owner: Manager, Control Room Operations	Valid Through: 05/13/2021

Condition(s) to perform this section:

- DE requests to Self-Dispatch an on line non-ESD generator for the current hour; Or
- DE requests to Self-Dispatch an on line non-ESD generator for the next hour.

Notes

See [Section 5](#) for ESD self-dispatch

Section 4 Respond to a request from a DE to Self-Dispatch a generator that is on line

Step 4.1 Primary Responsibility: Generation Operator

Determine if the SDMW request can be accepted.

Instructions

Self-Dispatch MW requests can only be done for hours in which the Intraday Reoffer window has closed. The Intraday Reoffer window closes at 30 minutes past each hour for the upcoming hour.

Example: At a time of 09:30 a Self-Dispatch request can only be made for HE10 and HE11.

Step 4.2 Primary Responsibility: Generation Operator

Condition(s) to perform this step:

- If the duration or MW amount was NOT initially provided by the DE.

Determine the duration and MW amount for the Self-Dispatch request.

Standard(s) for completion:

- The Asset ID is used.

Step 4.3 Primary Responsibility: Generation Operator

Review system conditions to determine the actions required.

Instructions

If:

- No reliability concerns exist either for a local area or system wide.

Go to [Step 4.4](#) and perform the outlined actions.

If:

- A reliability concern exists for a local area or system wide.

Go to [Step 4.5](#) and perform the outlined actions

Step 4.4 Primary Responsibility: Generation Operator

Condition(s) to perform this step:

- No transmission reliability concerns exist either for a local area or system wide.

Determine if the Self-Dispatch request will be approved or denied.

Step 4.4.1 Primary Responsibility: Generation Operator

Inform the Loader Operator of the decision.

Step 4.4.2 Primary Responsibility: Generation Operator

Condition(s) to perform this step:

- If the Self-Dispatch request is approved.

Determine if the generator is currently on Regulation.

Step 4.4.2.1 Primary Responsibility: Generation Operator

Condition(s) to perform this step:

- If the generator is currently in a UCM 6.

Remove the generator from Regulation.

Step 4.4.3 Primary Responsibility: Generation Operator

Notify the DE of the approval or denial of the Self-Dispatch request.

Standard(s) for completion:

- The Asset ID is used.

Instructions

If approved:

- Confirm the request with the DE;
- If generator was on Regulation, instruct the DE to take the generator off of Regulation.

If denied:

- Provide a reason to the DE.

Step 4.4.4 Primary Responsibility: Generation Operator

Enter a Self-Dispatch MW amount.

Notes

Self-Dispatch MW requests can only be done for hours in which the Intraday Reoffer window has closed. Self-Dispatch MW values should **NOT** be entered into EMS until the generator has been removed from Regulation (UCM 6).

Step 4.4.5 Primary Responsibility: Generation Operator

Condition(s) to perform this step:

- The Self-Schedule flag is **NOT** currently set.

Set the SS flag for the hours of the accepted Self-Dispatch request.

Step 4.4.6 Primary Responsibility: Generation Operator

Condition(s) to perform this step:

- The generator was on Regulation prior to the approval of the Self-Dispatch request.

Execute an RTNET Sequence.

Step 4.4.6.1 Primary Responsibility: Loader Operator

Execute and approve a UDS case.

Notes

A UDS solution is required to be executed and approved prior to reassigning regulation.

Step 4.4.6.2 Primary Responsibility: Loader Operator
Assign Regulation per CROP.35002 Regulation.

Step 4.4.7 Primary Responsibility: Generation Operator

Condition(s) to perform this step:

- The Self-Dispatch request was denied.

Log the denial.

Instructions

For a denied Self-Dispatch request:

- ◆ For denial use log entry: > GENERATION > SELF SCHEDULE / SELF DISPATCH > Self Dispatch Denied

Step 4.5 Primary Responsibility: Generation Operator

Condition(s) to perform this step:

- A transmission reliability concern exists for a local area or system wide.

Notify the Security Operator of the request.

Instructions

Provide the MW value when informing individuals.

Step 4.5.1 Primary Responsibility: Security Operator

Perform a security assessment using Powerflow, ILC Powerflow and STCA.

Step 4.5.1.1 Primary Responsibility: Security Operator

Notify the Senior System Operator and Operations Shift Supervisor of the security assessment results identifying any issues created or worsened.

Step 4.5.2 Primary Responsibility: Operations Shift Supervisor

Determine if the Self-Dispatch request will be approved or denied

Step 4.5.3 Primary Responsibility: Operations Shift Supervisor

Inform the Control Room Operators of the decision.

Step 4.5.4 Primary Responsibility: Generation Operator

Condition(s) to perform this step:

- If the Self-Dispatch request is approved.

Determine if the generator is currently on Regulation.

Step 4.5.4.1 Primary Responsibility: Generation Operator

Condition(s) to perform this step:

- If the generator is currently in a UCM 6.

Remove the generator from Regulation.

© 2019	Approved By: Director, Operations	Effective Date: 05/13/2019
Rev # 20	Procedure Owner: Manager, Control Room Operations	Valid Through: 05/13/2021

Step 4.5.5 Primary Responsibility: Generation Operator

Notify the DE of the approval or denial of the Self-Dispatch request.

Standard(s) for completion:

- The Asset ID is used.

Instructions

If approved:

- Confirm the request with the DE;
- If generator was on Regulation, instruct the DE to take the generator off of Regulation.

If denied:

- Provide a reason to the DE.

Step 4.5.6 Primary Responsibility: Generation Operator

Enter a Self-Dispatch MW amount.

Notes

Self-Dispatch MW requests can only be done for hours in which the Intraday Reoffer window has closed. Self-Dispatch MW values should **NOT** be entered into EMS until the generator has been removed from Regulation (UCM 6).

Step 4.5.7 Primary Responsibility: Generation Operator

Condition(s) to perform this step:

- The Self-Schedule flag is **NOT** currently set.

Set the SS flag for the hours of the accepted Self-Dispatch request.

Step 4.5.8 Primary Responsibility: Generation Operator

Condition(s) to perform this step:

- The generator was on Regulation prior to the approval of the Self-Dispatch request.

Execute an RTNET Sequence.

Step 4.5.8.1 Primary Responsibility: Loader Operator

Execute and approve a UDS case.

Notes

A UDS solution is required to be executed and approved prior to reassigning regulation.

Step 4.5.8.2 Primary Responsibility: Loader Operator

Assign Regulation.

Step 4.5.9 Primary Responsibility: Generation Operator

Condition(s) to perform this step:

- The Self-Dispatch request was denied.

Log the denial.

Instructions

For a denied Self-Dispatch request:

- ◆ For denial use log entry: > GENERATION > SELF SCHEDULE / SELF DISPATCH > Self Dispatch Denied

© 2019	Approved By: Director, Operations	Effective Date: 05/13/2019
Rev # 20	Procedure Owner: Manager, Control Room Operations	Valid Through: 05/13/2021

Condition(s) to perform this section:

Respond to a request to self-dispatch an ESD

Section 5 Respond to a request to self-dispatch an ESD

Step 5.1 Primary Responsibility: Generation Operator

Determine if the self-dispatch request can be accepted.

Notes

Self-dispatch requests can only be accepted for an hour for which the intraday reoffer window has closed. The intraday reoffer window closes at 30 minutes prior to the operating hour.

Example: At a time of 09:30 a self-dispatch request can only be made for HE10 (window closed at 0830) and HE11 (window closed at 0930).

If an ESD is NOT on regulation, the self-dispatch is acceptable if the requested SDM_W value is between RTHOL and max cons.

If an ESD is on regulation, the self-dispatch is acceptable if the SDM_W value does not interfere with the regulation limits.

Example:

	<u>Valid</u>	<u>Invalid</u>
RTHOL	10 MW	10 MW
Regulation high	6 MW	6 MW
ESD SDM _W	3 MW	7 MW

In the valid case, the (SDM_W + regulation high limit) <= RTHOL. This is acceptable.

In the invalid case, the SDM_W + regulation high limit would push the output above its RTHOL (Reg 6 + SDM_W 7 = 13).

Given this RTHOL and regulation high limit, the highest acceptable SDM_W value is 4 MW.

SDM_W can be greater than the auto-redec EcoMax but it must not exceed the RTHOL.

Step 5.2 Primary Responsibility: Generation Operator

Review system conditions to determine the actions required.

Instructions

If:

No reliability concerns exist either for a local area or system-wide.

Go to Step 5.3 and perform the actions.

If:

A reliability concern exists for a local area or system-wide.

Go to Step 5.4 and perform the actions

Step 5.3 Primary Responsibility: Generation Operator

Condition(s) to perform this step:

No transmission reliability concerns exist either for a local area or system-wide.

Determine if the self-dispatch request will be approved or denied.

© 2019	Approved By: Director, Operations	Effective Date: 05/13/2019
Rev # 20	Procedure Owner: Manager, Control Room Operations	Valid Through: 05/13/2021

Step 5.3.1 Primary Responsibility: Generation Operator
Inform the Loader Operator of the decision.

Step 5.3.2 Primary Responsibility: Generation Operator
Notify the DE of the approval or denial of the self-dispatch request.

Standard(s) for completion:
 The Asset ID is used.

Instructions

If approved:
 Confirm the request with the DE;

If denied:
 Provide a reason to the DE.

Step 5.3.3 Primary Responsibility: Generation Operator
Enter a self-dispatch MW amount.

Step 5.3.4 Primary Responsibility: Generation Operator

Condition(s) to perform this step:
The self-dispatch request was denied.

Log the denial.

Instructions

For a denied self-dispatch request:
 For denial use log entry: > GENERATION > SELF SCHEDULE / SELF DISPATCH > Self Dispatch Denied

Step 5.4

Condition(s) to perform this step:
A transmission reliability concern exists for a local area or system wide.

Notify the Security Operator of the request.

Step 5.4.1 Primary Responsibility: Security Operator
Perform a security assessment using Powerflow, ILC Powerflow and STCA.

Step 5.4.1.1 Primary Responsibility: Security Operator
Notify the Senior System Operator and Operations Shift Supervisor of the security assessment results identifying any issues.

Step 5.4.2 Primary Responsibility: Operations Shift Supervisor
Determine if the self-dispatch request will be approved or denied

Step 5.4.3 Primary Responsibility: Operations Shift Supervisor
Inform the control room operators of the decision.

© 2019	Approved By: Director, Operations	Effective Date: 05/13/2019
Rev # 20	Procedure Owner: Manager, Control Room Operations	Valid Through: 05/13/2021

Step 5.4.4 Primary Responsibility: Generation Operator
Notify the DE of the approval or denial of the self-dispatch request.

Standard(s) for completion:
 The Asset ID is used.

Instructions

If approved:
 Confirm the request with the DE;

If denied:
 Provide a reason to the DE.

Step 5.4.5 Primary Responsibility: Generation Operator
Enter a self-dispatch MW amount.

Notes

Self-dispatch requests can only be accepted for hours in which the intraday reoffer window has closed.


Step 5.4.6 Primary Responsibility: Generation Operator

Condition(s) to perform this step:
The self-dispatch request was denied.

Log the denial.

Instructions

For a denied self-dispatch request:
 For denial use log entry: > GENERATION > SELF SCHEDULE / SELF DISPATCH > Self Dispatch Denied

	CROP.36003 Commitment, De-commitment, Self-Scheduling, and Self-Dispatch	
© 2019	Approved By: Director, Operations	Effective Date: 05/13/2019
Rev # 20	Procedure Owner: Manager, Control Room Operations	Valid Through: 05/13/2021

Condition(s) to perform this section:

- DE has notified the Control Room that a generator is now available after tripping off line.

Section 6 Respond to a DEs notification of Return to Service post tripping off line

Step 6.1 Primary Responsibility: Generation Operator
Return the generator to original offer.

Step 6.2 Primary Responsibility: Generation Operator
Notify the Senior System Operator, Operations Shift Supervisor, and Forecaster of the generator returning to service.

Step 6.3 Primary Responsibility: Operations Shift Supervisor
Determine if the ISO requires the generator to be on line.

Step 6.4 Primary Responsibility: Operations Shift Supervisor
Inform the Control Room Operators and Forecaster of the decision.

Step 6.5 Primary Responsibility: Generation Operator

Condition(s) to perform this step:

- Determined that ISO requires the generator to be on line.

Notify the DE to start up the generator.

Notes

Do NOT apply a Self-Schedule flag for a non-ESD resource.
Apply the self-schedule flag for ESDs.

Step 6.6 Primary Responsibility: Generation Operator

Condition(s) to perform this step:

- Determined that ISO does NOT require the generator to be on line.

Notify the DE that a Self-Schedule is required if they choose to start up the generator.

Instructions


If the DE requests to SS the generator, use [Section 2](#) of this procedure to process the DEs request to SS the generator. The SS is required to be set for the entire duration of the remaining commitment (i.e., NOT just the start hour).

Step 6.7 Primary Responsibility: Generation Operator

Condition(s) to perform this step:

- The generator is expected to be on line.

Notify the applicable LCC

	CROP.36003 Commitment, De-commitment, Self-Scheduling, and Self-Dispatch	
© 2019	Approved By: Director, Operations	Effective Date: 05/13/2019
Rev # 20	Procedure Owner: Manager, Control Room Operations	Valid Through: 05/13/2021

Condition(s) to perform this section:

- DE requests to Self-Schedule an off line DARD Pump; Or
- DE requests to change the duration of a DARD Pumps Self-Schedule.

Section 7 Respond to a request from a DE for a DARD Pump Self-Schedule

Notes

A Self-Schedule is an action by a Market Participant in committing or scheduling its DARD Pump to consume energy in an hour at its Minimum Consumption Limit.

The System Operators should evaluate and respond to the DE's request within 30 minutes or as soon as feasible if an event occurs.

Step 7.1 Primary Responsibility: Generation Operator

Condition(s) to perform this step:

- If the reason, duration, or MW amount was NOT initially provided by the DE.

Determine the reason, duration, and MW amount for the Self-Schedule request.

Standard(s) for completion:

- The Asset ID is used.

Step 7.2 Primary Responsibility: Generation Operator

Notify the Senior System Operator, Operations Shift Supervisor, and Forecaster of the request.

Instructions

Provide the reason, duration, and MW amount when informing individuals.

Step 7.3 Primary Responsibility: Senior System Operator

Determine if the Self-Schedule will be approved or denied

Step 7.4 Primary Responsibility: Senior System Operator

Inform the Control Room Operators and Forecaster of the decision.

Step 7.5 Primary Responsibility: Generation Operator

Notify the DE of the approval or denial of the Self-Schedule request.

Standard(s) for completion:

- The Asset ID is used.

Instructions

- If approved, confirm Self-Schedule request.
- If denied, provide a reason.

Step 7.6 Primary Responsibility: Generation Operator

Condition(s) to perform this step:

- The Self-Schedule was approved.

Set the SS flag for the requested hours.

Step 7.6.1 Primary Responsibility: Generation Operator

Redeclare the Max Cons and Min Cons to the applicable MW amount.

© 2019	Approved By: Director, Operations	Effective Date: 05/13/2019
Rev # 20	Procedure Owner: Manager, Control Room Operations	Valid Through: 05/13/2021

Step 7.6.2 Primary Responsibility: Generation Operator

Condition(s) to perform this step:

- Request was to perform owner testing or auditing.

Select the Reason Code.

Instructions

Redeclarations for auditing or owner testing purposes MUST use the reason code "OT", which stands for "Owner Testing". This is required to ensure ISO Settlements processes the data correctly.

Step 7.7 Primary Responsibility: Generation Operator

Log the approval or denial

Instructions

- ◆ For **approval** of a Self-Schedule request use log entry: > GENERATION > SELF SCHEDULE / SELF DISPATCH > Self Schedule Commit
- ◆ For **denial** of a Self-Schedule request use log entry: > GENERATION > SELF SCHEDULE / SELF DISPATCH > Self Schedule Denied

© 2019	Approved By: Director, Operations	Effective Date: 05/13/2019
Rev # 20	Procedure Owner: Manager, Control Room Operations	Valid Through: 05/13/2021

Condition(s) to perform this section:

- DE/DDE requests to de-commit a future hour commitment for an off line resource; Or
- DE/DDE requests to de-commit an on line resource.

Section 8 Respond to a request to de-commit

Notes

The System Operators should evaluate and respond to the DE or DDE’s request within 30 minutes or as soon as feasible if an event occurs.

Step 8.1 Primary Responsibility: Generation Operator

Review the resource parameters and system conditions to determine the actions required.

Instructions

If the request to de-commit is for a DARD Pump:

Go to [Step 7.2](#) and perform the outlined actions.

If the resource:

- ◆ **Is NOT** being dispatched to alleviate a transmission constraint; And
 - Is a Fast Start; Or
 - Is a non-Fast Start generator with an Eco Max < 50 MW; Or
 - Is a non-Fast Start DRR with a Max Red < 50MW

Go to [Step 8.2](#) and perform the outlined actions.

If the resource:

- ◆ **Is NOT** a Fast Start generator and has an Eco Max \geq 50 MW; Or
- ◆ **Is NOT** a Fast Start DRR and has a Max Red \geq 50 MW; Or
- ◆ **Is** being dispatched to alleviate a transmission constraint.

Go to [Step 8.3](#) and perform the outlined actions

Step 8.2 Primary Responsibility: Generation Operator

Condition(s) to perform this step:

- Resource requesting to de-commit is a Fast Start and is NOT being dispatched to alleviate a transmission constraint; Or
- Generator requesting to de-commit is a non-Fast Start with an Eco Max of < 50 MW and is NOT being dispatched to alleviate a transmission constraint; Or
- DRR requesting to de-commit is a non-Fast Start with a Max Red < 50MW and is NOT being dispatched to alleviate a transmission constraint

Determine if the de-commitment will be approved or denied.

Step 8.2.1 Primary Responsibility: Generation Operator

Notify the Loader Operator, Senior System Operator, and Forecaster of the decision.

Step 8.2.2 Primary Responsibility: Generation Operator

Notify the DE/DDE of the approval or denial of the de-commitment request

Standard(s) for completion:

- The Asset ID is used.

Step 8.2.3 Primary Responsibility: Generation Operator

Condition(s) to perform this step:

- De-commitment of a non-Fast Start was approved.

Log the de-commitment.

Instructions

If the Minimum Run Time or Minimum Reduction Time, as applicable, is **NOT** complete (regardless of Day-Ahead commitment completion):

- ◆ Use log entry: > GENERATION > Waived Min Run Time; Or
- ◆ Use log entry: > GENERATION > DRR > DRR Waived Min Run Time

If the Minimum Run Time or Minimum Reduction Time, as applicable, is complete but the Day-Ahead commitment is **NOT** complete:

- ◆ Use log entry: > GENERATION > De-Commit Day-Ahead; Or
- ◆ Use log entry: > GENERATION > DRR > DRR De-Commit Day Ahead

Step 8.2.4 Primary Responsibility: Generation Operator

Condition(s) to perform this step:

- De-commitment was approved.

Notify the Loader Operator of the de-commitment.

Step 8.2.5 Primary Responsibility: Loader Operator

Condition(s) to perform this step:

- De-commitment of a non-Fast Start was approved.

Release the resource for shut down by using the Release for Shut Down (RSD) button.

Step 8.2.5.1 Primary Responsibility: Loader Operator

Notify the DE that the generator can be shut down.

Notes

DDEs do **NOT** need to be verbally notified when a DRR is released for shut down.

Standard(s) for completion:

- The Asset ID is used.

Step 8.3 Primary Responsibility: Generation Operator

Condition(s) to perform this step:

- Generator requesting to de-commit is **NOT** a Fast Start and has an Eco Max of ≥ 50 MW; Or
- DRR requesting to de-commit is **NOT** a Fast Start and has a Max Red ≥ 50 MW; Or
- Resource requesting to de-commit is being dispatched to alleviate a transmission constraint.

Notify the Security Operator, Senior System Operator, and Forecaster of the request.

Step 8.3.1 Primary Responsibility: Security Operator

Perform a security assessment using Powerflow, ILC Powerflow, STCA, and Double C.

Step 8.3.1.1 Primary Responsibility: Security Operator

Contact the associated LCC Operator and determine if allowing the de-commitment will create a local reliability issue.

Step 8.3.1.2 Primary Responsibility: Security Operator

Review the Outage requests to determine if the resource is must run.

Step 8.3.1.3 Primary Responsibility: Security Operator

Notify the Senior System Operator and Operations Shift Supervisor of the ISO-NE and LCC security assessment results identifying any issues created or worsened.

Step 8.3.2 Primary Responsibility: Senior System Operator

Determine if the de-commitment creates or worsens capacity or reserve problems

Step 8.3.2.1 Primary Responsibility: Senior System Operator

Notify the Operations Shift Supervisor of capacity analysis results

Step 8.3.3 Primary Responsibility: Operations Shift Supervisor

Determine if the de-commitment will be approved or denied

Standard(s) for completion:

- A DE/DDE requested de-commitment will be accepted if reliability, capacity or reserve problems are **NOT** created or worsened; And
- Is **no** longer required for the initial reason for the commitment.

Step 8.3.4 Primary Responsibility: Operations Shift Supervisor

Notify the Generation Operator and Forecaster of the approval or denial of the de-commitment request.

Notes

If the de-commitment was denied, Forecaster will need to create a Manual Commitment in the Commitment Decision Processor (CDP).

Step 8.3.4.1 Primary Responsibility: Operations Shift Supervisor

Condition(s) to perform this step:

- **The de-commitment request was denied.**

Log the denial of the de-commitment request.

Instructions

Use log entry: > GENERATION > SELF SCHEDULE / SELF DISPATCH > Decommitment Denied; Or

Use log entry: > GENERATION > De-Commit Day Ahead; Or

Use log entry: > GENERATION > DRR > DRR De-Commit Day Ahead

Step 8.3.5 Primary Responsibility: Generation Operator

Notify the DE/DDE of the approval or denial of the de-commitment request

Standard(s) for completion:

- The Asset ID is used.

© 2019	Approved By: Director, Operations	Effective Date: 05/13/2019
Rev # 20	Procedure Owner: Manager, Control Room Operations	Valid Through: 05/13/2021

Step 8.3.5.1 Primary Responsibility: Generation Operator

Condition(s) to perform this step:

- The generator is currently Self-Scheduled and the de-commitment was denied.

Remove the SS flag.

Step 8.3.6 Primary Responsibility: Generation Operator

Condition(s) to perform this step:

- De-commitment was approved.

Log the de-commitment.

Instructions

If the Minimum Run Time or Minimum Reduction Time, as applicable, is **NOT** complete (regardless of Day-Ahead commitment completion):

- ◆ Use log entry: > GENERATION > Waived Min Run Time; Or
- ◆ Use log entry: > GENERATION > DRR > DRR Waived Min Run Time

If the Minimum Run Time or Minimum Reduction Time, as applicable, is complete but the Day-Ahead commitment is **NOT** complete:

- ◆ Use log entry: > GENERATION > De-Commit Day-Ahead; Or
- ◆ Use log entry: > GENERATION > DRR > DRR De-Commit Day Ahead

Step 8.3.7 Primary Responsibility: Generation Operator

Condition(s) to perform this step:

- De-commitment was approved.

Notify the Loader Operator of the de-commitment.

Step 8.3.7.1 Primary Responsibility: Loader Operator

Release the resource for shut down by using the Release for Shut Down (RSD) button.

Step 8.3.7.2 Primary Responsibility: Loader Operator


Notify the DE that the generator can be shut down.

Notes

DDEs do **NOT** need to be verbally notified when a DRR is released for shut down.

Standard(s) for completion:

- The Asset ID is used.

	CROP.36003 Commitment, De-commitment, Self-Scheduling, and Self-Dispatch	
© 2019	Approved By: Director, Operations	Effective Date: 05/13/2019
Rev # 20	Procedure Owner: Manager, Control Room Operations	Valid Through: 05/13/2021

Condition(s) to perform this section:

- Reliability commitment is required.

Section 9 Commit for reliability

Step 9.1 Primary Responsibility: Operations Shift Supervisor

Request that the Forecaster provide a list reflecting the least cost capacity available for commitment.

Notes

The Forecaster provides the list of available resources upon request.

Step 9.2 Primary Responsibility: Operations Shift Supervisor

Determine the resource(s) required to be committed for system conditions and the required release for dispatch time(s).

Step 9.2.1 Primary Responsibility: Operations Shift Supervisor

Inform the Control Room Operators and Forecaster of the commitment, reason, resource(s) required, and release for dispatch time(s).

Instructions

Forecaster will need to create a Manual Commitment in the Commitment Decision Processor (CDP).

Step 9.2.2 Primary Responsibility: Senior System Operator

Condition(s) to perform this step:

- A non-fast start is committed.

Perform Section 1 of this procedure to issue the start up.

Notes

This action is coordinated with the Forecaster to ensure the start up call to the DE/DDE and the actions in the Commitment Decision Processor (CDP) occur at the same time.

Step 9.2.3 Primary Responsibility: Senior System Operator

Notify the applicable LCC

© 2019	Approved By: Director, Operations	Effective Date: 05/13/2019
Rev # 20	Procedure Owner: Manager, Control Room Operations	Valid Through: 05/13/2021

Step 9.3 Primary Responsibility: Loader Operator

Condition(s) to perform this step:

- A Fast Start resource is required to be brought on line for reliability (other than SCR) and EMS cannot send the start up order due to no Clogger item to activate.

Issue a start up to a Fast Start using the Fast Start Manual Dispatch display.

Instructions

Perform the following:

- Click "RTG"
- Click "FS"
- Set a flag in the "Include" column for the applicable resource
- Access the "Preview Candidates" tab
- Review the included resources to ensure the correct resources were selected for start up
- Click the "Issue Startup" button and "OK" on the pop up.

Notes

A manual dispatch value should **NOT** be entered until the Fast Start is on line and in a UCM 4; this is done to prevent software errors

The actions shown in the Instructions of this step are the actions specified from Section 1 of CROP.25007 Manual Dispatch.

Step 9.3.1 Primary Responsibility: Loader Operator

Log the implementation of Fast Start Manual Dispatch

Instructions

Use log entry: > GENERATION > Fast Start Manual Dispatch Issued

Step 9.4 Primary Responsibility: Generation Operator


Condition(s) to perform this step:

- A generator or DARD Pump is brought on line for a reliability reason that cannot be activated in CLOGGER to achieve proper dispatch.

Update the applicable limits.

Instructions

- In order to achieve proper dispatch, an ISO Imposed Eco Min is used in cases where Generators or DARD Pumps are brought on line for a reliability reason that **cannot** be activated in CLOGGER.

	CROP.36003 Commitment, De-commitment, Self-Scheduling, and Self-Dispatch	
© 2019	Approved By: Director, Operations	Effective Date: 05/13/2019
Rev # 20	Procedure Owner: Manager, Control Room Operations	Valid Through: 05/13/2021

Condition(s) to perform this section:

- Capacity commitment is required.

Section 10 Commit for capacity

Step 10.1 Primary Responsibility: Operations Shift Supervisor

Request that the Forecaster provide a list reflecting the least cost capacity available for commitment.

Notes

The Forecaster provides the list of available resources upon request.

Step 10.2 Primary Responsibility: Operations Shift Supervisor

Determine the resource(s) required to be committed for system conditions and the required release for dispatch time(s).

Step 10.3 Primary Responsibility: Operations Shift Supervisor

Inform the Control Room Operators and Forecaster which resource(s) need to be issued a start up order and release for dispatch time(s).

Instructions

Forecaster will need to create a Manual Commitment in the Commitment Decision Processor (CDP).

Step 10.4 Primary Responsibility: Senior System Operator


Perform Section 1 of this procedure to issue the start up.

Notes

This action is coordinated with the Forecaster to ensure the start up call to the DE/DDE and the actions in the Commitment Decision Processor (CDP) occur at the same time.

Step 10.5 Primary Responsibility: Senior System Operator

Notify the applicable LCC

	CROP.36003 Commitment, De-commitment, Self-Scheduling, and Self-Dispatch	
© 2019	Approved By: Director, Operations	Effective Date: 05/13/2019
Rev # 20	Procedure Owner: Manager, Control Room Operations	Valid Through: 05/13/2021

Condition(s) to perform this section:

- An LCC Operator requested a Fast Start resource be brought on line at a specific value for local area reliability (SCR).

Section 11 LCC Requests that a Fast Start be brought on line for local area reliability

Step 11.1 Primary Responsibility: Any Control Room Operator

Inform the LCC Operator that "the resource will be billed to the local Transmission Owner (TO)/Distribution Company".

Step 11.2 Primary Responsibility: Any Control Room Operator

Notify the Control Room Operators of the SCR request.

Step 11.3 Primary Responsibility: Loader Operator

Condition(s) to perform this step:

- A Fast Start is being started up based on an LCC Operator request that a Fast Start resource be brought on line for local area reliability (SCR).

Notify the Forecaster of the resource being started up and the reason.

Instructions

Forecaster will need to create a Manual Commitment in the Commitment Decision Processor (CDP) for the SCR.

Step 11.4 Primary Responsibility: Loader Operator

Issue a start up to a Fast Start using the Fast Start Manual Dispatch display.

Instructions

Perform the following:

- Click "RTG"
- Click "FS"
- Set a flag in the "Include" column for the applicable resource
- Access the "Preview Candidates" tab
- Review the included resources to ensure the correct resources were selected for start up
- Click the "Issue Startup" button and "OK" on the pop up.

Notes

This action is coordinated with the Forecaster to ensure the start up call to the DE/DDE and the actions in the Commitment Decision Processor (CDP) occur at the same time.

A manual dispatch value should **NOT** be entered until the Fast Start is on line and in a UCM 4; this is done to prevent software errors.

The actions shown in the Instructions of this step are the actions specified from Section 1 of CROP.25007 Manual Dispatch.

Step 11.5 Primary Responsibility: Loader Operator


Log the SCR commitment.

Instructions

Use log entry: > GENERATION > SCR

Identify:

- Resource
- Reason
- LCC Notification
- Start Time

	CROP.36003 Commitment, De-commitment, Self-Scheduling, and Self-Dispatch	
© 2019	Approved By: Director, Operations	Effective Date: 05/13/2019
Rev # 20	Procedure Owner: Manager, Control Room Operations	Valid Through: 05/13/2021

Condition(s) to perform this section:

- An LCC Operator notifies the Control Room that a Fast Start resource is no longer required for local area reliability (SCR); Or
- Determine an on line Fast Start resource is no longer required to be on line for reliability (SCR, VSU, RMR)

Section 12 Fast Start resource on line for reliability (SCR, VSU, RMR) is no longer required

Step 12.1 Primary Responsibility: Any Control Room Operator

Notify the Control Room Operators of the reliability requirement (SCR, VSU, RMR) termination.

Step 12.2 Primary Responsibility: Any Control Room Operator

Notify the Forecaster that the resource is no longer needed for reliability.

Notes

The Forecaster will need to update the commitment information to allow the dispatch software to dispatch the resource properly.

Step 12.3

Perform the following once notified by the Forecaster they have updated the commitment information.

Step 12.3.1 Primary Responsibility: Loader Operator

Execute and Evaluate RTUC Results.

Instructions

Evaluate the Successful RTUC case's Operating Plan to verify that the applicable resource is **NOT** included in future RTUC intervals.

Step 12.3.2 Primary Responsibility: Loader Operator

Dispatch the applicable Fast Start resource in accordance with CROP. 35005 Dispatch Using RTUC and UDS.

Step 12.3.3 Primary Responsibility: Loader Operator

Condition(s) to perform this step:

- RTUC results do **NOT** include a shut down for the Fast Start resource that is no longer needed for local area reliability (SCR).

Notify the DE that the resource can be shut down.

Standard(s) for completion:

- The Asset ID is used.

Step 12.3.4 Primary Responsibility: Loader Operator


Update the SCR log entry with end time of the decommitment.

Instructions

Use log entry: > GENERATION > SCR

Identify:

- LCC Notification
- End Time

	CROP.36003 Commitment, De-commitment, Self-Scheduling, and Self-Dispatch	
© 2019	Approved By: Director, Operations	Effective Date: 05/13/2019
Rev # 20	Procedure Owner: Manager, Control Room Operations	Valid Through: 05/13/2021

Condition(s) to perform this section:

- Resource was committed, but system conditions no longer require a specific resource to be on line and it needs to be determined if ISO-NE can cancel the start up of a resource.

Section 13 Determine if a non-Fast Start resource start up can be cancelled

Step 13.1 Primary Responsibility: Senior System Operator

Verify that the generator is NOT a gas-fired generator.

Notes

Gas-fired generators that are ordered to come on line after the close of the Day-Ahead Energy Market will **NOT** have start ups cancelled unless there is a reliability concern that needs to be addressed.

Step 13.2 Primary Responsibility: Senior System Operator

Verify that the resource does NOT have a DA commitment.

Notes

Resource must meet its DA commitment.

Step 13.3 Primary Responsibility: Senior System Operator

Inform the Security Operator of the resource start up to be cancelled.

Step 13.3.1 Primary Responsibility: Security Operator

Inform the applicable LCC of the resource start up to be cancelled.

Step 13.4 Primary Responsibility: Security Operator

Perform a security assessment.

Step 13.5 Primary Responsibility: Security Operator

Review the Outage requests to determine if the resource is must run.

Step 12.6 Primary Responsibility: Security Operator

Determine if the cancellation can be allowed based on reliability.

Standard(s) for completion:

- Cancellation will only be allowed if reliability problems are **NOT** created or worsened.

Step 13.6.1 Primary Responsibility: Security Operator

Notify the Operations Shift Supervisor of security analysis results.

Step 13.7 Primary Responsibility: Senior System Operator

Determine if the cancellation creates or worsens capacity or reserve problems.

Step 13.7.1 Primary Responsibility: Senior System Operator

Notify the Operations Shift Supervisor of capacity analysis results.

© 2019	Approved By: Director, Operations	Effective Date: 05/13/2019
Rev # 20	Procedure Owner: Manager, Control Room Operations	Valid Through: 05/13/2021

Step 13.8 Primary Responsibility: Operations Shift Supervisor

Determine if the start up will be cancelled.

Standard(s) for completion:

- A non-Fast-Start resource startup will be cancelled if reliability, capacity, or reserve problems are **NOT** created or worsened; And
- Resource is **no** longer required for the initial reason for the commitment.

Step 13.9 Primary Responsibility: Operations Shift Supervisor

Notify the Senior System Operator and Forecaster of the approval or denial of the start up cancellation.

Notes

If the start up was cancelled, the Forecaster will need to create a Manual Commitment in the Commitment Decision Processor (CDP).

Step 13.10 Primary Responsibility: Senior System Operator

Condition(s) to perform this step:

- The start up cancellation was approved.

Notify the DE/DDE that the resource start up has been cancelled.

Standard(s) for completion:

- The Asset ID is used.

Step 13.11 Primary Responsibility: Senior System Operator

Condition(s) to perform this step:

- The start up cancellation was approved.

Log the start up cancellation


Instructions

Use log entry: > FORECASTER / GAS > UNIT STARTUP COMPENSATION > Cancelled Startup [E]; Or

Use log entry: > GENERATION > DRR > DRR Cancelled Startup [E]

Include the following:

- Unit
- Scheduled Start Date/Time
- Scheduled Start Reason
- Cancelled Start Notification Date/Time
- Cancelled Start Reason

	CROP.36003 Commitment, De-commitment, Self-Scheduling, and Self-Dispatch	
© 2019	Approved By: Director, Operations	Effective Date: 05/13/2019
Rev # 20	Procedure Owner: Manager, Control Room Operations	Valid Through: 05/13/2021

Condition(s) to perform this section:

- System conditions no longer require a specific resource to be on line and it needs to be determined if ISO-NE can de-commit and shut down a resource.

Section 14 Determine if a non-Fast Start resource can be shut down

Step 14.1 Primary Responsibility: Loader Operator

Determine if the resource has met its DA commitment and minimum run time or minimum reduction time, as applicable.

Notes

Resource must meet its DA commitment.

Step 14.2 Primary Responsibility: Loader Operator

Inform the Security Operator and applicable LCC of the resource to be shut down.

Step 14.3 Primary Responsibility: Security Operator

Perform a security assessment.

Step 14.4 Primary Responsibility: Security Operator

Review the Outage requests to determine if the resource is must run.

Step 14.5 Primary Responsibility: Security Operator

Determine if the shut down can be allowed based on reliability.

Standard(s) for completion:

- Shut down will only be allowed if reliability problems are **NOT** created or worsened.

Step 14.5.1 Primary Responsibility: Security Operator

Condition(s) to perform this step:

- Shut down can be allowed.

Notify the Loader Operator of the determination.

Step 14.5.1.1 Primary Responsibility: Loader Operator

Condition(s) to perform this step:

- A non Fast Start generator is above the Eco Min.

Dispatch the generator to Eco Min in preparation for shut down.

Instructions

Perform the following to dispatch the generator to Eco Min:

- Contact and provide the DE a verbal dispatch instruction to Eco Min in preparation for shut down;
- Request the DE notify ISO-NE when at Eco Min;
- Place the generator in UCM 3.

If a reliability concern exists or at the discretion of the Operations Shift Supervisor:

- Dispatch the generator to Eco Min using a Manual DDP.

If a CD-SPD is approved while a manual DDP is in place, the CD-SPD will override the manual DDP.

Step 14.5.1.2 Primary Responsibility: Loader Operator

Release the resource for shut down by using the Release for Shut Down (RSD) button.

Step 14.5.1.3 Primary Responsibility: Loader Operator

Notify the DE that the generator can be shut down.

Notes

DDEs do **NOT** need to be verbally notified when a DRR is released for shut down.

Standard(s) for completion:

- The Asset ID is used.

© 2019	Approved By: Director, Operations	Effective Date: 05/13/2019
Rev # 20	Procedure Owner: Manager, Control Room Operations	Valid Through: 05/13/2021

Revision History

Rev. No.	Date (MM/DD/YY)	Reason	Contact
0	11/24/14	Initial revision of this Procedure	Steven Gould
1	02/03/15	Update logging requirements for Self-Dispatch Update language in Section 11	Steven Gould
2	10/08/15	Added Note in Sections 2, 6, and 7 with a timeframe for evaluating self-schedule	Steven Gould
3	11/05/15	Updated for the implementation of the GCA project	Steven Gould
4	12/14/15	Administrative change for updating documents referenced	Steven Gould
5	01/18/16	Added LCC notifications to generator start ups and shut downs outside of COP	Steven Gould
6	02/23/16	Modified where the LCC is notified in Section 11.	Steven Gould
7	04/29/16	Removed Sections 12 and 13 from this procedure and transferred to CROP.35005 Dispatch using RTUC and UDS	Steven Gould
8	05/17/16	Addition of a new section for cancelling the start up of a non-Fast Start generator	Steven Gould
9	05/23/16	Added guidance in the background for expectations for managing resources without a commitment decision	Steven Gould
10	09/06/16	Addition of steps for log entries	Steven Gould
11	09/23/16	Added clarification to SS flag language in Procedure Background	Steven Gould
12	11/09/16	Removed Step 10.5 due to Tariff change	Steven Gould
13	02/27/17	Approved on 02/27/17 but will not be effective until 03/01/17 to coincide with software migration into production. Updated a step in Section 7 for implementation of MEP project	Steven Gould
14	08/31/17	Added and restructured steps within Section 2; Add a new Section 11 to provide guidance for termination of a reliability need for a Fast Start	Steven Gould
15	05/18/18	Changes made for PRD project	Steven Gould
16	07/10/18	Updated logging of the SCR decommitment	Steven Gould
17	08/27/18	Added Step 11.3.3 to manually shut down SCR resource when no longer needed	Steven Gould
18	02/28/19	Clarify background and section 2 for applying self-schedule.	Steven Gould
19	03/28/19	Add wording throughout for energy storage devices. Add new section 5 for self-dispatch of an energy storage device.	Steven Gould
20	05/13/19	Editorial changes in section 5	Steven Gould